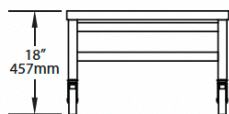
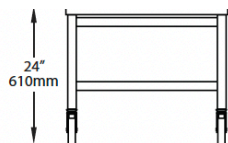


STACKING KITS

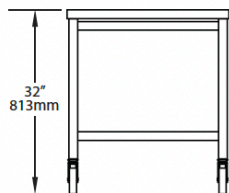
TurboChef Ovens



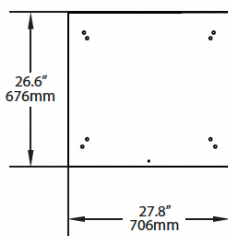
18" Oven Cart-Front




24" Oven Cart-Front



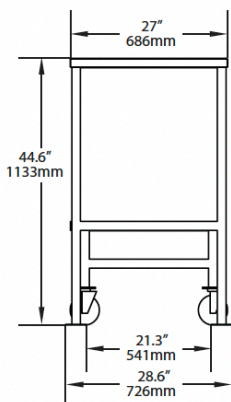
32" Oven Cart-Front



All Oven Carts-Top Shelf



Oven Stacking Stand-Front



Oven Stacking Stand-Side

PART NUMBERS

- 18" Oven Cart: NGC-1217-2
- 24" Oven Cart: NGC-1217-1
- 32" Oven Cart: NGC-1217-3

CONSTRUCTION

- Stainless steel frame
- Integrated locking casters (oven carts only)

COMPATIBILITY

- **i5/i3 Oven:** Place oven on top shelf. Oven is sealed to the top shelf via integrated rubber-base gasket
- **Sota Oven:** Stacking and installation on oven cart is not supported
- **Bullet Oven:** Remove legs and attach to mounting holes with provided hardware
- **HHD/HHS Ovens:** Remove legs and attach to mounting holes with provided hardware

STACKING HARDWARE

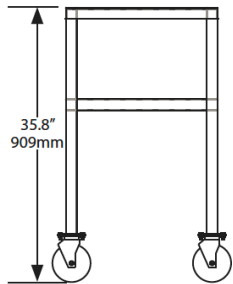
- HHD/HHS Stacking Bracket: HHD-8485
- Bullet Stacking Kit: ENC-3001
- Stacking Stand (for i3 and i5 models; compatible only with 18" cart): i5-9369

CAUTION: Ovens cannot be safely stacked on top of a 32" cart. It is designed to hold only one oven.

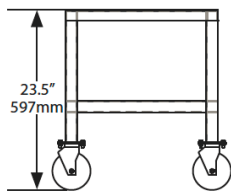
CAUTION: Seals, attachments, and locking the casters will not prevent injury or oven damage if the oven is forcefully pulled or not properly attached.

STACKING KITS

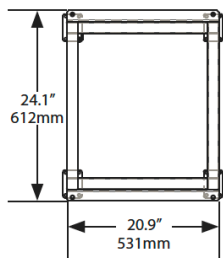
High H Conveyors



35.8" Oven Cart-Front



23.5" Oven Cart-Front



35.8" & 23.5" Oven Cart-Top

PART NUMBERS

- 35.8" Oven Cart: HCT-3004-1
- 23.5" Oven Cart: HCT-3004-2

CONSTRUCTION

- Stainless steel frame
- Integrated locking casters

COMPATIBILITY

Cart	Oven	Quantity
35.8" Oven Cart HCT-3004-1	HhC 1618, HhC 2020, HhC 2620	1 oven
23.5" Oven Cart HCT-3004-2	HhC 1618, HhC 2020, HhC 2620	2 or 3 ovens

One stacking kit is required to stack two ovens and two stacking kits are required to stack three ovens. HhC 2620 ovens must always be placed below HhC 2020 and/or HhC 1618 ovens. HhC 2020 ovens must always be placed below HhC 1618 ovens.

Stacking Configuration	Required Kit
2020 on 2020/2620	HCT-3029
2620 on 2620	HCW-3038
48" 1618 on 48" 1618	HCS-3001-48
36" 1618 middle/top on 36" 1618 bottom	HCS-3001-36
36" 1618 top on 36" 1618 middle	HCS-3016
Any 1618 on 2020 or 2620	HCS-3019

CAUTION: Attachments and locking the casters will not prevent injury or oven damage if the oven is forcefully pulled or not properly attached.

CAUTION: Ovens cannot be safely stacked using 35.8" cart.

NOTE: The HhC 2620 is only approved for ventless operation in the following configurations:

- Single oven
- Double stacked
- Triple stacked with two HhC 1618 ovens on top